

MTTFFB Series THT Ferrite Beads

Webpage



Sample kit



Buy Online



Support



Tools



Features

- Impedance up to 780 Ω
- Ferrite with in-built holes
- Suitable for Wave Soldering
- Maximum current capability up to 3 A
- Operating temperature: $-40\text{ }^{\circ}\text{C}$ to $+125\text{ }^{\circ}\text{C}$

Product Image



*Displayed image is only for reference purpose, original product may vary.

Applications

- EMI Suppression
- Noise Attenuation
- Wide Band Filtering
- Power Supplies (SMPS)
- Input Filters of DC-DC Converters

Dimensions

Figure 1

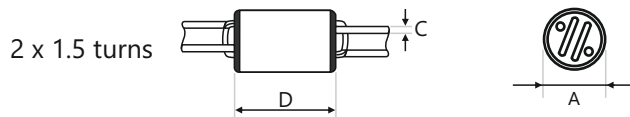


Figure 2

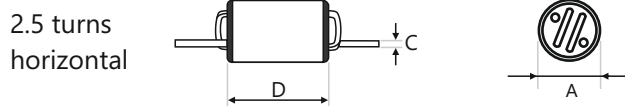
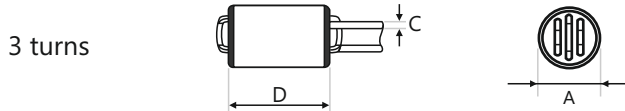


Figure 3



Part Number	A (mm)	C (mm)	D (mm)
MTTFFB2X1R5	6.0 ± 0.25	0.80 ± 0.15	10.0 ± 0.4
MTTFFB2R5	6.0 ± 0.25	0.80 ± 0.15	10.0 ± 0.4
MTTFFB3R0	6.0 ± 0.25	0.80 ± 0.15	10.0 ± 0.4

Electrical Specifications

Part Number	Turns	Impedance, Z @25 MHz (Ω)	Impedance, Z @100 MHz (Ω)	Rated Current, I (A)	SPQ (Pcs)
MTTFFB2X1R5	2 x 1.5	300	480	3	2000
MTTFFB2R5	2.5	350	640	3	2000
MTTFFB3R0	3	500	780	3	2000

NOTE:

This land pattern is for reference purposes only. Consult your manufacturing group to ensure your company's manufacturing guidelines are met. Magno Teknik owns the rights to a number of patents, trademarks, copyrights, trade secrets, and other intellectual property. A listing of Magno Teknik's product/patent coverage may be accessed at www.magnotechnik.com. Magno Teknik reserves the right to make changes without further notice to any products herein. Magno Teknik makes no warranty, representation or guarantee regarding the suitability of its products for any particular purpose, nor does Magno Teknik assume any liability arising out of the application or use of any product or circuit, and specifically disclaims any and all liability, including without limitation special, consequential or incidental damages. Buyer is responsible for its products and applications using Magno Teknik products, including compliance with all laws, regulations and safety requirements or standards, regardless of any support or applications information provided by Magno Teknik. "Typical" parameters which may be provided in Magno Teknik data sheets and/or specifications can and do vary in different applications and actual performance may vary over time. All operating parameters, including "Typicals" must be validated for each customer application by customer's technical experts. Magno Teknik does not convey any license under its patent rights nor the rights of others. Magno Teknik products are not designed, intended, or authorized for use as a critical component in life support systems or any FDA Class 3 medical devices or medical devices with a same or similar classification in a foreign jurisdiction or any devices intended for implantation in the human body. Should Buyer purchase or use Magno Teknik products for any such unintended or unauthorized application, Buyer shall indemnify and hold Magno Teknik and its officers, employees, subsidiaries, affiliates, and distributors harmless against all claims, costs, damages, and expenses, and reasonable attorney fees arising out of, directly or indirectly, any claim of personal injury or death associated with such unintended or unauthorized use, even if such claim alleges that Magno Teknik was negligent regarding the design or manufacture of the part. Magno Teknik is an Equal Opportunity/Affirmative Action Employer. This literature is subject to all applicable copyright laws and is not for resale in any manner.